

MCD combo plate fitting instructions

Remove your stock MCD stiffener plate, and your brake plate.

Save all screws these will be re-used


Remove the steel Bush arrowed in RED, remove the alloy spacers from the brake cam arrowed in purple.


Also make sure the 2mm carbon spacer is fitted like the picture before you tighten the mesh plate.

Use the 2 black standoff's and fit those in place of the stock parts the rear stiffener, otherwise you'd encounter linement issues.


Remove your brake guide bush from the stock alloy part and press these into the carbon plate, make sure they go in true and square.

Now just fit your upgraded carbon combi plate.





Remove spacer



Carbon spacer